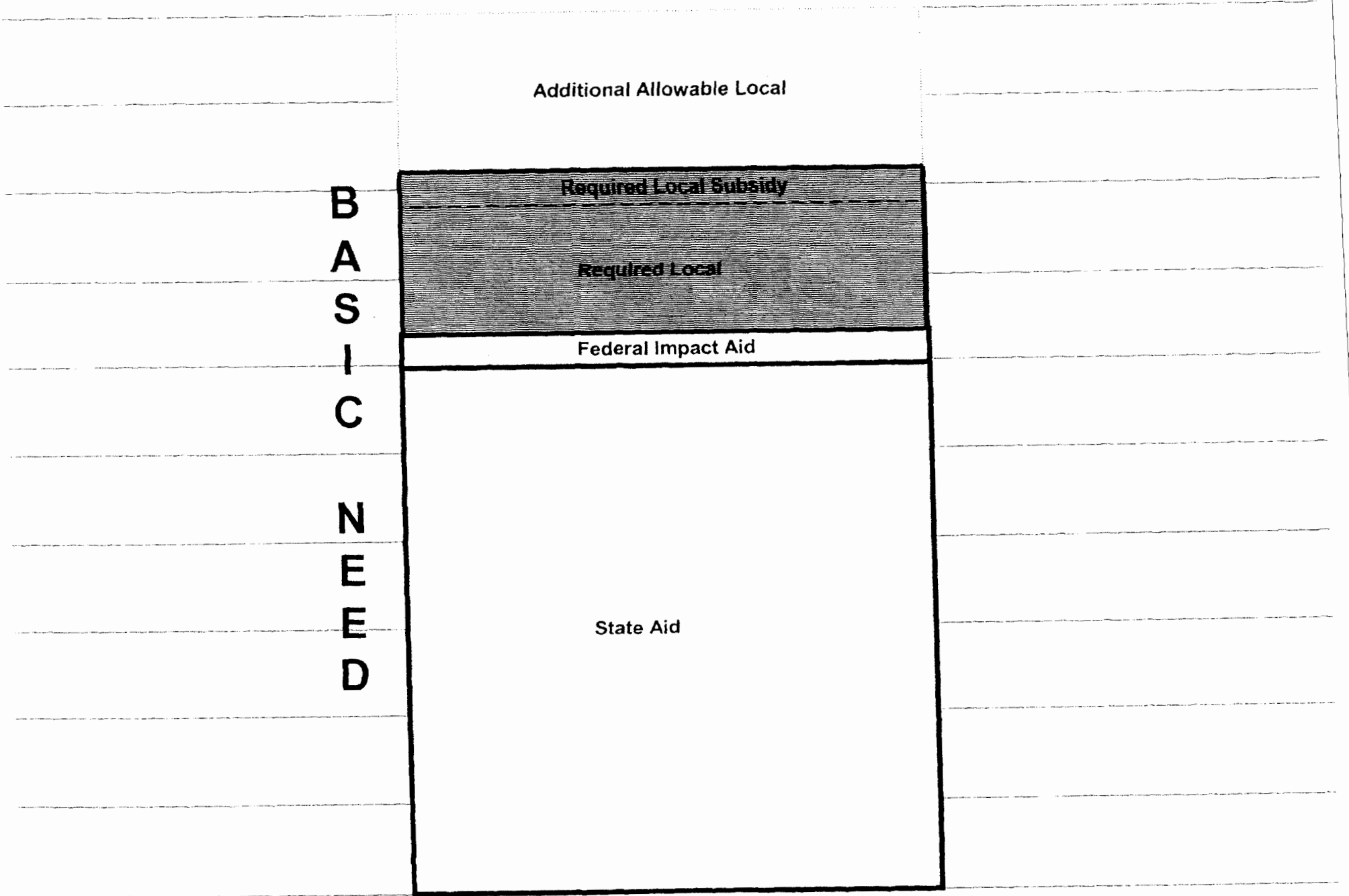


Basic Need Components with SB174 Illustrated



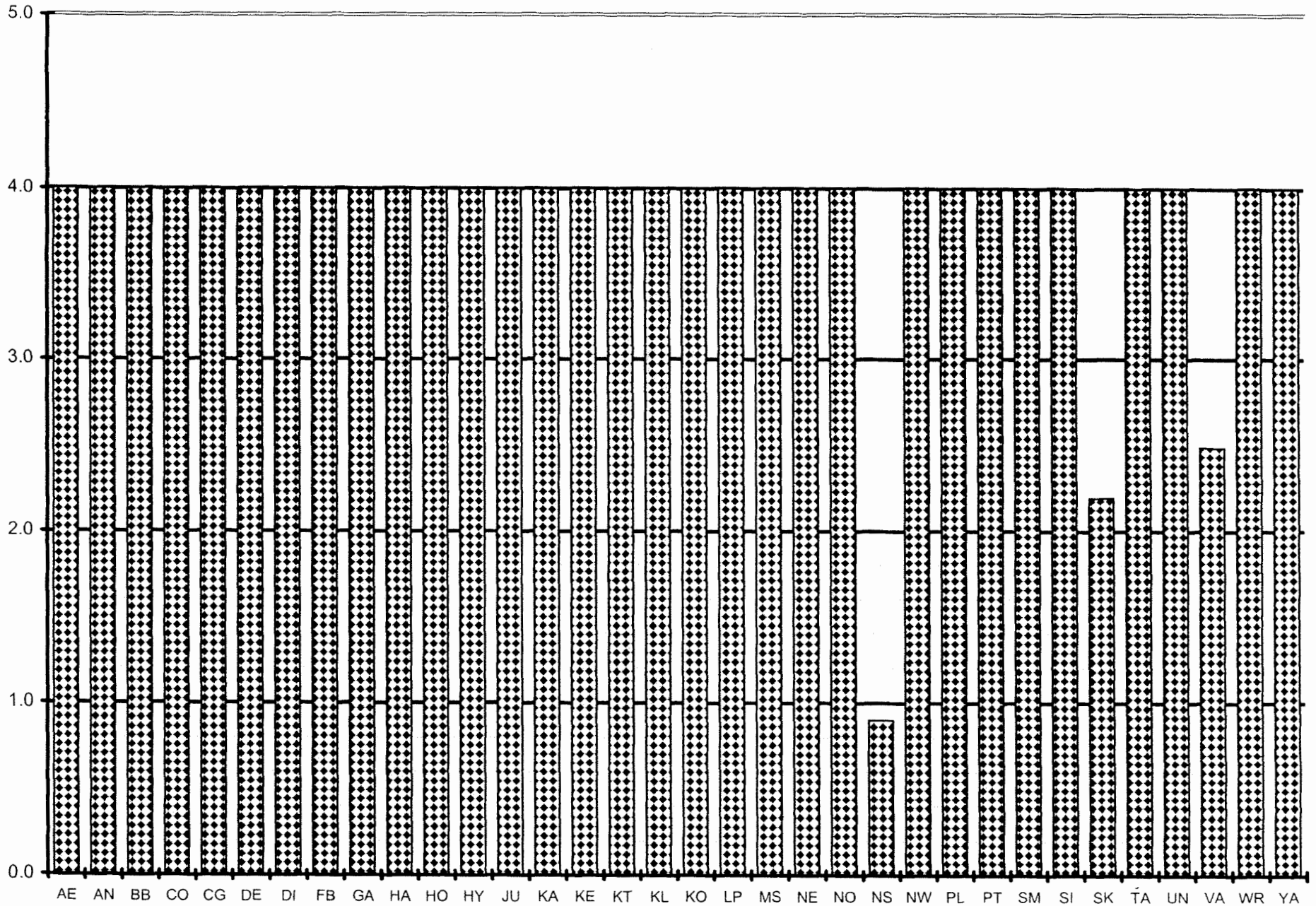
Department of Education Early Development
 School Finance 7/2007

Local Effort And State Cost with SB 174 at 14.17.51 (c)								
<u>Anchorage</u>							<u>Statewide</u>	
Fiscal Year	Current Required Local	23% of Basic Need or Additional Local	Total Allowable Local	Actual Contribution*	Amount Under Cap	Required Local Subsidy	FISCAL YEAR	Annual Statewide Subsidy
2001	\$ 62,643,830	\$ 60,770,053	\$ 123,413,883	\$ 102,613,031	\$ 20,800,852	\$ -	2001	\$ -
2002	64,471,369	61,828,456	126,299,825	107,301,568	18,998,257	1,827,538	2002	3,595,242
2003	67,845,314	61,739,933	129,585,247	114,373,207	15,212,040	5,201,483	2003	9,079,732
2004	69,729,060	64,198,667	133,927,727	121,490,634	12,437,093	7,085,229	2004	12,552,486
2005	73,751,264	70,480,885	144,232,149	133,412,722	10,819,427	11,107,435	2005	18,864,929
2006	76,624,175	75,943,008	152,567,183	144,322,321	8,244,862	13,980,346	2006	25,084,616
2007	81,476,907	82,454,520	163,931,427	155,257,376	8,674,051	18,833,077	2007	35,269,145
2008	88,989,480	82,629,154	171,618,634	178,527,242	(6,908,608)	26,345,651	2008	50,425,461
2009	95,229,111	82,629,154	177,858,265	187,997,000	(10,138,735)	32,585,281	2009	63,876,623
2010	102,143,870	82,629,154	184,773,024	195,906,000	(11,132,976)	39,500,039	2010	79,124,502
							2011	96,447,122
							2012	116,607,267
							2013	141,056,131
							2014	171,854,266
							2015	215,046,725

Notes: SB174 is in law at 14.17.51 (c) and begins with fiscal year 2002.
 *FY2008 - FY2010 Contributions are based on estimates received from Anchorage in Spring 2007.

FY2007 Based on *Education Assessed Values*

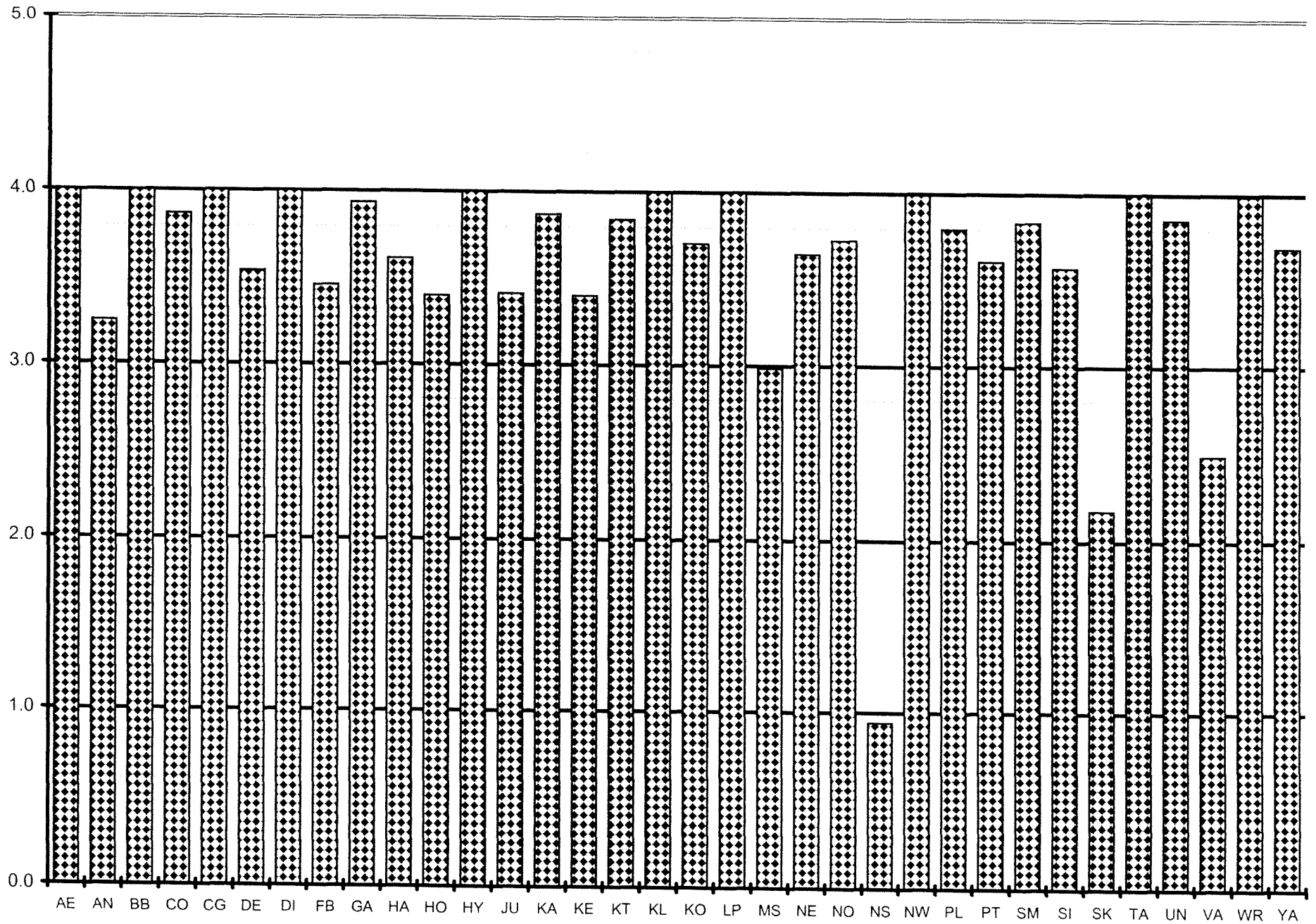
MILL EQUIVALENT



■ Minimum - Required Local Effort

MILL EQUIVALENT

FY2007 Based on Full & True Assessed Values



■ Minimum - Required Local Effort

B.

Prior Year to Year Comparison SB174 Interpretation

District	FY02	FY03	FY04	FY05	FY06	FY07	FY08
	Increased State Aid	Increased State Aid	Increased State Aid	Increased State Aid	Increased State Aid	Increased State Aid	Projected Increased State Aid
Alaska Gateway	-	-	-	-	-	-	-
Aleutian Region	-	-	-	-	-	-	-
Aleutians East Borough	489	-	-	-	-	-	10,541
Anchorage	1,827,538	3,373,945	1,883,746	4,022,205	2,872,911	4,852,732	7,512,574
Annette Island	-	-	-	-	-	-	-
Bering Strait	-	-	-	-	-	-	-
Bristol Bay Borough	-	231	-	-	-	1,414	50,925
Chatham	-	-	-	-	-	-	-
Chugach	-	-	-	-	-	-	-
Copper River	-	-	-	-	-	-	-
Cordova	16,964	17,271	-	12,646	11,688	-	-
Craig	-	613	-	-	12,164	-	-
Delta/Greely	-	-	-	-	-	-	-
Denali Borough	-	62,868	-	13,057	-	-	76,348
Dillingham	3,763	22,322	-	-	23,771	-	93,061
Fairbanks North Star Bc	252,784	359,612	331,637	465,183	977,676	1,102,688	1,616,233
Galena	121	-	407	782	-	-	3,772
Haines Borough	11,922	25,475	-	5,356	2,672	49,072	55,612
Hoonah	-	24,852	-	-	-	-	1,419
Hydaburg	-	656	-	-	-	-	1,025
Iditarod Area	-	-	-	-	-	-	-
Juneau Borough	276,478	427,094	76,482	101,891	329,618	845,162	1,454,058
Kake	-	345	778	2,196	-	-	754
Kashunamiut	-	-	-	-	-	-	-
Kenai Peninsula Borouç	396,460	559,139	683,807	944,794	337,759	509,377	812,703
Ketchikan Gateway Bor	61,700	108,936	-	-	14,894	122,391	153,359
Klawock	-	973	-	-	-	-	7,495
Kodiak Island Borough	82,466	-	51,852	-	73,870	126,972	77,341
Kuspuk	-	-	-	-	-	-	-
Lake & Peninsula Borot	-	2,432	-	-	-	-	3,241
Lower Kuskokwim	-	-	-	-	-	-	-
Lower Yukon	-	-	-	-	-	-	-
Mat-Su Borough	554,203	424,067	507,389	785,317	1,460,882	2,407,391	2,917,179
Nenana	-	1,586	254	1,590	-	7,312	1,617
Nome	38,395	-	-	10,313	-	29,991	62,882
North Slope Borough	-	-	-	-	-	-	-
Northwest Arctic Borouç	-	-	2,024	-	-	-	6,996
Pelican	663	-	-	4,416	699	-	-
Petersburg	20,751	9,099	-	28,248	49,582	55,670	-
Pribilof	-	-	-	-	-	-	-
Saint Marys	71	373	-	853	-	-	371
Sitka Borough	45,060	40,088	49,619	59,317	75,220	69,055	281,507
Skagway	-	-	-	-	-	-	-
Southeast Island	-	-	-	-	-	-	-
Southwest Region	-	-	-	-	-	-	-
Tanana	-	-	-	-	-	-	588
Unalaska	-	-	-	-	48,472	51,916	88,667
Valdez	-	-	-	-	-	-	-
Wrangell	4,884	32,134	-	-	4,231	195	-
Yakutat	530	5,056	19,152	-	2,655	-	2,109
Yukon Flats	-	-	-	-	-	-	-
Yukon/Koyukuk	-	-	-	-	-	-	-
Yupit	-	-	-	-	-	-	-
Mt. Edgecumbe High Sr	-	-	-	-	-	-	-
TOTAL	\$3,595,242	\$5,499,167	\$3,607,147	\$6,458,164	\$6,298,764	\$10,231,338	\$15,292,377

District	FY02	FY03	FY04	FY05	FY06	FY07	Projected FY08
Alaska Gateway	-	-	-	-	-	-	-
Aleutian Region	-	-	-	-	-	-	-
Aleutians East Borough	4.0	4.0	4.0	3.9	4.0	4.0	3.9
Anchorage	3.9	3.8	3.9	3.8	3.9	3.8	3.7
Annette Island	-	-	-	-	-	-	-
Bering Strait	-	-	-	-	-	-	-
Bristol Bay Borough	4.0	4.0	4.0	4.0	4.0	4.0	3.7
Chatham	-	-	-	-	-	-	-
Chugach	-	-	-	-	-	-	-
Copper River	-	-	-	-	-	-	-
Cordova	3.9	3.9	4.0	3.9	3.9	4.0	4.0
Craig	4.0	4.0	4.0	4.0	3.9	4.0	4.0
Delta/Greely	-	-	-	-	-	-	-
Denali Borough	4.0	3.6	4.0	3.9	4.0	4.0	3.6
Dillingham	4.0	3.9	4.0	4.0	3.8	4.0	3.5
Fairbanks North Star Borough	3.9	3.9	3.9	3.9	3.8	3.8	3.8
Galena	4.0	4.0	4.0	4.0	4.0	4.0	3.8
Haines Borough	3.9	3.9	4.0	4.0	4.0	3.8	3.8
Hoonah	4.0	3.3	4.0	4.0	4.0	4.0	4.0
Hydaburg	4.0	3.9	4.0	4.0	4.0	4.0	3.9
Iditarod Area	-	-	-	-	-	-	-
Juneau Borough	3.9	3.8	4.0	4.0	3.9	3.8	3.7
Take	4.0	4.0	4.0	3.9	4.0	4.0	4.0
Kashunamiut	-	-	-	-	-	-	-
Kenai Peninsula Borough	3.9	3.9	3.9	3.8	3.9	3.9	3.9
Ketchikan Gateway Borough	3.9	3.9	4.0	4.0	4.0	3.9	3.9
Klawock	4.0	4.0	4.0	4.0	4.0	4.0	3.8
Kodiak Island Borough	3.9	4.0	3.9	4.0	3.9	3.9	3.9
Kuspuk	-	-	-	-	-	-	-
Lake & Peninsula Borough	4.0	4.0	4.0	4.0	4.0	4.0	3.9
Lower Kuskokwim	-	-	-	-	-	-	-
Lower Yukon	-	-	-	-	-	-	-
Mat-Su Borough	3.8	3.9	3.9	3.8	3.7	3.6	3.6
Nenana	4.0	3.9	4.0	3.9	4.0	3.7	3.9
Nome	3.8	4.0	4.0	4.0	4.0	3.9	3.8
North Slope Borough	-	-	-	-	-	-	-
Northwest Arctic Borough	4.0	4.0	4.0	4.0	4.0	4.0	4.0
Pelican	3.9	4.0	4.0	3.7	4.0	4.0	4.0
Petersburg	3.9	4.0	4.0	3.9	3.8	3.8	4.0
Pribilof	-	-	-	-	-	-	-
Saint Marys	4.0	3.9	4.0	3.8	4.0	4.0	3.9
Sitka Borough	3.9	3.9	3.9	3.9	3.9	3.9	3.7
Skagway	-	-	-	-	-	-	-
Southeast Island	-	-	-	-	-	-	-
Southwest Region	-	-	-	-	-	-	-
Tanana	4.0	4.0	4.0	4.0	4.0	4.0	3.9
Unalaska	-	-	4.0	4.0	3.9	3.9	3.8
Valdez	-	-	-	-	-	-	-
Wrangell	4.0	3.8	4.0	4.0	4.0	4.0	4.0
Yakutat	4.0	3.9	3.7	4.0	4.0	4.0	4.0
Yukon Flats	-	-	-	-	-	-	-
Yukon/Koyukuk	-	-	-	-	-	-	-
Yupit	-	-	-	-	-	-	-
Mt. Edgecumbe High School	-	-	-	-	-	-	-